



JDGA

GPS antennas for demanding requirements

JDGA Ceramic Patch SMT GPS Antenna
15 X 15 X 4mm
Available Frequencies 1576MHz to 1598MHz



Typical Electrical Properties

Center Frequency	1585MHz \pm 3.0MHz (50 X 50 ground plane)
Bandwidth	5.0MHz (min)
Return Loss	\leq -10dB
Gain @ zenith	+1.0dB (typ)
Gain @ 10° elevation	-7.0dB (typ)
Polarization	RHCP
Impedance	50 ohm
Frequency Temperature Coefficient	0 \pm 20ppm/C° (-40°C to 85°C)
Dielectric Constant K	65 \pm 2.5
Quality Factor, Q (=1/tan)	\geq 5000@9GHz
Temperature Coefficient of Resonant Frequency	0 \pm 20ppm/C° (-40°C to 85°C)

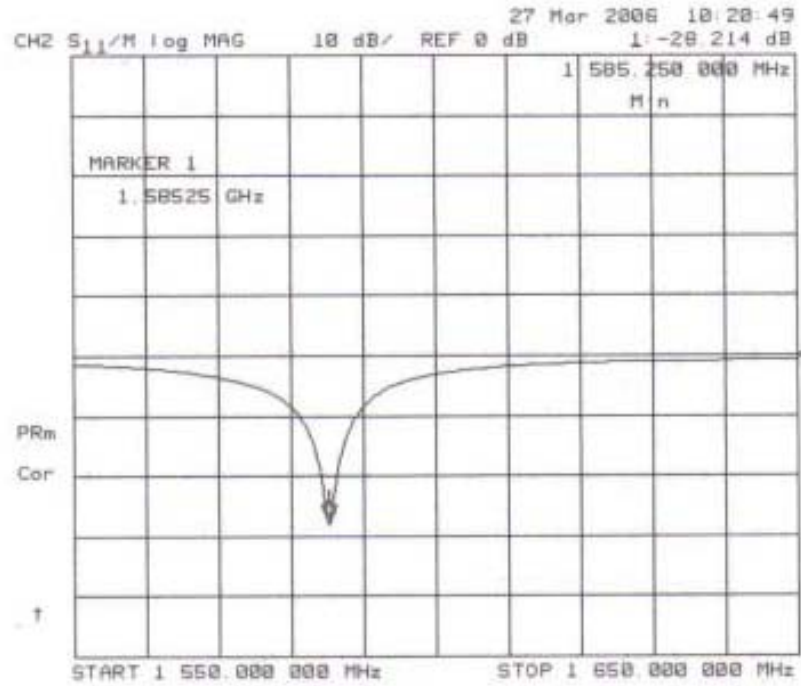




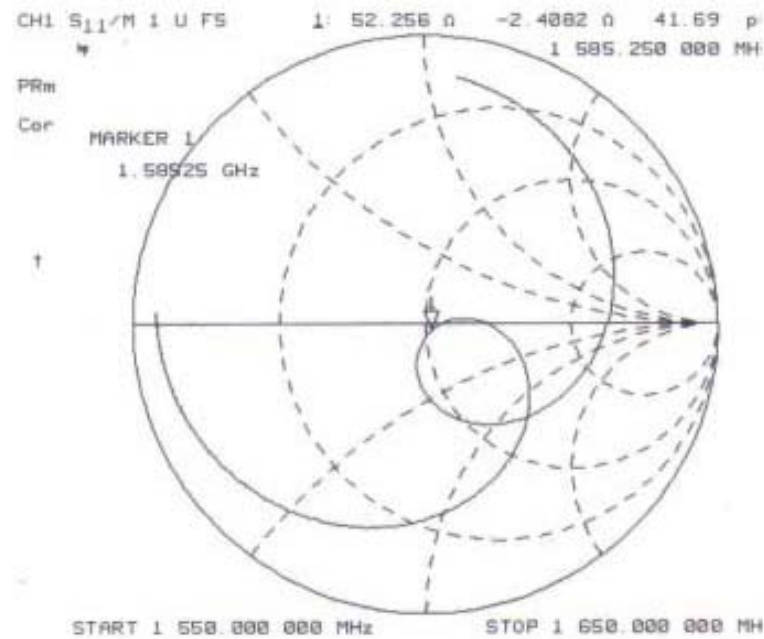
JDGA

GPS antennas for demanding requirements

Reflection Coefficient



Smith

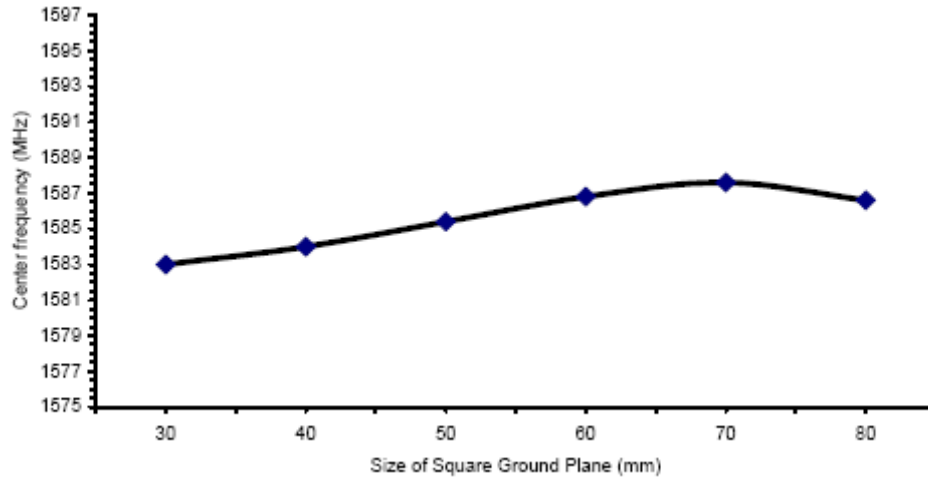




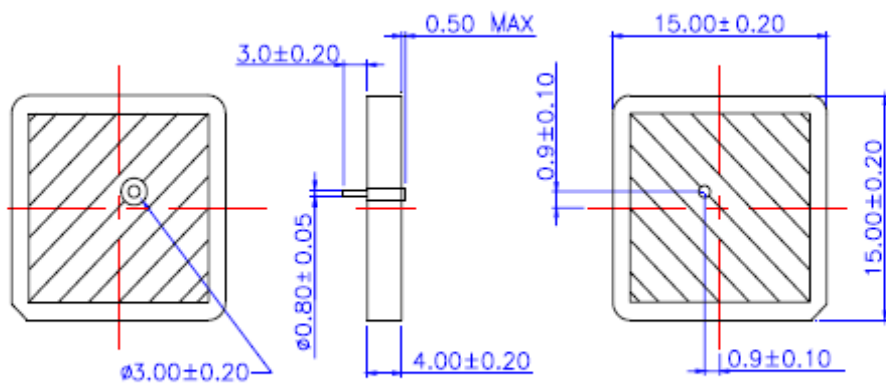
JDGA

GPS antennas for demanding requirements

Center Frequency vs Ground Plane



Mechanical Dimensions



Unit : mm



JDGA

GPS antennas for demanding requirements

PART NUMBERS	FREQUENCY MHz
G150476P	1576
G150478P	1578
G150480P	1580
G150482P	1582
G150484P	1584
G150486P	1586
G150488P	1588
G150490P	1590
G150492P	1592
G150494P	1594
G150496P	1596
G150498P	1598